


AYENSUANO DISTRICT ASSEMBLY (AyDA)



2026 COMPOSITE BUDGET



OUTLINE OF THE BUDGET PRESENTATION

INTRODUCTION - STRATEGIC OVERVIEW OF AYENSUANO DISTRICT ASSEMBLY

- Vision And Goal/Mission Of Ayensuano District Assembly
- Core Functions Of Ayensuano District Assembly
- Adopted Policy Objectives Of Ayensuano District Assembly

FINANCIAL PERFORMANCE FOR 2025

- Revenue
- Expenditure
- 2025 Budget Programme Performance
- 2025 Key Projects And Programmes From All Funding Source

NON-FINANCIAL PERFORMANCE BY PROGRAMMES FOR 2025

- Key Achievements For 2025
- Policy Outcome Indicators And Targets
- Sanitation Budget Performance
- Donor Partners Supported Programmes
- Government Flagship Projects And Programmes

OUTLOOK FOR 2026-2029

- Ayensuano Adopted Policy Objectives For 2026
- Policy Outcome Indicators And Targets
- 2026-2029 Revenue And Expenditure Projections
- Government Flagship Projects Or Programmes For 2026
- Key Projects For 2026 And Corresponding And Justification
- 2026 Sanitation Budget
- Donor Partner Supported Programmes – UNICEF-ISS



INTRODUCTION

❑ STRATEGIC OVERVIEW OF AYENSUANO DISTRICT ASSEMBLY

- The Ayensuano District is one of the thirty-three administrative Districts in the Eastern Region of Ghana which was carved out from the then Suhum Kraboa Coaltar District Assembly in 2012 by L.I 2052 and was inaugurated on 28th June, 2012. The District has its capital at Coaltar.
- Politically, the District has only one Constituency called the Ayensuano Constituency with twenty-seven (27) Electoral Areas. Ayensuano is made up of three Area Councils which are known as Obesua, Anum Apapam and Kraboa Coaltar.

❑ POPULATION SIZE

- The District covers a land size of approximately 499km² with a population of 94,594 as per 2021 Population and Housing Census (GSS, PHC 2021) and reported by the Ghana Statistical Service. This comprised of 47,161 (49.9%) males and 47,433 (50.14%) females. With an annual population growth rate of 2.4%, the projected district population for 2026 will be about 99,189.

❑ VISION

- The most effective and efficient local governance unit in Ghana, promoting development for the citizens of the District.

❑ MISSION

- The Ayensuano District Assembly exists as a proactive and client focused Assembly to promote good governance, effective service delivery through an efficient harnessing of its resources towards the improvement of the social and economic wellbeing of its people.

❑ GOAL

- To achieve the socio-economic wellbeing of the people, ensure the sustainable use of the natural environment, address the issues of poverty and improve in the delivery of basic services.



CORE FUNCTIONS OF AYENSUANO DISTRICT ASSEMBLY

The Ayensuano District Assembly performs the following core functions as provided in Section 12 of Local Governance Act, 2016 (Act 936):

1. Perform deliberative, legislative and Executive Functions;
2. Exercise political and administrative authority in the district and provide guidance, give direction to and supervise other administrative authorities in the district as may be prescribed by law.
3. Responsible for the overall development of the district.
4. Formulate and execute plans, programmes and strategies for the effective mobilization of the resources necessary for the overall development of the district.
5. Promote and support productive activity and social development in the district and remove any obstacles to initiative and development.
6. Initiate programmes for the development of basic infrastructure and provide municipal works and services in the district.
7. Responsible for the development, improvement and management of human settlements and the environment in the district.
8. Take steps and measures that are necessary and expedient to execute approved development plans for the district.
9. Promote local economic development.



AYENSUANO DISTRICT ASSEMBLY ADOPTED POLICY OBJECTIVES

ADOPTED POLICY OBJECTIVES	SDGS GOAL	TARGETS
Strengthen Domestic Resources mobilization to improve capacity for revenue collection	17	17.1
Enhance capacity building support to Developing Countries to increase data availability	17	17.8
Provide legal identity for all, including birth registration	16	16.9
Develop Effective, Accountable and Transparent Institutions at all levels	16	16.6
Ensure free, equitable and quality education for all by 2030	4	4.1
Achieve Universal Health coverage, including financial risk protection, access to quality health-care services	3	3.8
Implement appropriate social protection systems and measures	1	1.3
Support and Strengthen local communities in water and sanitation management	6	6.B
Develop quality, sustainable and resilient infrastructure to support economic development and human well-being	9	9.1
Ensure sustainable food production system, implement resilient and regenerative agricultural practices	2	2.4
Achieve full and productive employment and decent work for all	8	8.5
Strengthen resilient and adaptive capacity to climate related hazards and natural disaster	13	13.1



DISTRICT ECONOMY

❑ AGRICULTURE

- ▶ Agriculture engages 64.9% of the economically active population whereas the service and manufacturing sectors engage 12.4% and 11.7% respectively.
- ▶ Major food crops cultivated are cassava, maize, yam, cocoyam and plantain and the cash crops are cocoa, citrus, oil palm, pineapples and pawpaw. Livestock reared in the district are cattle, sheep, goats, poultry and pigs.

❑ ROADS

- Total length of roads in the district is 270km. Untarred road is estimated to be 95.3 km. More than 60% of the roads are in bad state.

❑ EDUCATION

- There are 193 schools including 62 pre-schools, 66 primary schools, 63 JHS, and 2 SHS. Privately owned schools constitute 29.02% of schools in the District.

❑ HEALTH

- The District has 31 Healthcare facilities, including 7 Health Centers, 2 RCHs and 22 CHPS Compound. These facilities are faced with challenges of infrastructure and basic health equipment.
- Malaria ranks first on the 10 OPD attendance.

❑ WATER AND SANITATION

- Portable water coverage in the District is 65.6% in the urban areas and 49% in the rural areas. Proportion of the population with access to improved sanitation services is 39.9%.

❑ TOURISM

- Tourism in the district is completely underdeveloped though there are some potential tourist attraction sites. Among them are waterfalls, stone carves, snake liked palm tree and sand paint at Obuoho Nyarko near Anum Apapam.



DISTRICT ECONOMY

❑ MARKET CENTRES

- The main markets areas for trading activities are at Amanase, Asuboi, Anum Apapam, Achiansa and Dokrochiwa which are bi-weekly

KEY DEVELOPMENT ISSUES/CHALLENGES

The following are the list of key issues of Ayensuano District Assembly for the 2026-2029 Programmed Based Budget and seeks to address:

1. Gaps in access to health infrastructure and services
2. Geographical disparities in access to quality education for all levels
3. Low revenue generation
4. Poor attitude of citizenry towards the environmental sanitation
5. Low application of technology especially among smallholder farmers
6. Haphazard building and non-compliance to available planning schemes
7. Inadequate and limited coverage of social protective programmes for vulnerable groups
8. Inadequate entrepreneurial skills and business development services.



FINANCIAL PERFORMANCE - REVENUE

REVENUE PERFORMANCE - IGF ONLY

ITEM	2023		2024		2025			
	Budget GH¢	Actual GH¢	Budget GH¢	Actual GH¢	Budget GH¢	Actual As At September GH¢	% Performanc e as at September	% Performanc e/Item as at September
Property Rate	25,700.00	0.00	30,000.00	28,841.00	50,800.00	54,405.75	107.10%	4.62%
Basic Rates	100.00	0.00	500.00	460.00	5,000.00	2,645.00	52.90%	0.22%
Fees	131,900.00	139,402.00	248,000.00	374,878.21	377,600.00	348,391.00	92.26%	29.62%
Fines	7,016.00	5,284.36	27,000.00	20,728.59	26,831.00	23,393.43	87.19%	1.99%
Licenses	369,620.00	321,621.95	451,280.00	709,041.22	734,297.00	403,212.17	54.91%	34.28%
Land	194,730.00	241,869.56	310,000.00	526,116.21	376,000.00	274,146.78	72.91%	23.30%
Rent	5,000.00	700.00	5,000.00	300.00	131,472.00	70,200.00	53.40%	5.97%
Sub-Total	734,066.00	708,877.87	1,071,780.00	1,360,365.23	1,702,000.00	1,176,394.13	69.12%	100.00%
Donation Received	0.00	0.00	300,000.00	300,000.00	0.00	0.00	-	-
Royalties	0.00	0.00	0.00	0.00	0.00	0.00	-	-
TOTAL	734,066.00	708,877.87	1,371,780.00	1,660,365.23	1,702,000.00	1,176,394.13	69.12%	100.00%

Source: AyDA Financial Reports-2023, 2024, 2025



FINANCIAL PERFORMANCE - REVENUE

REVENUE PERFORMANCE - ALL REVENUE SOURCES

ITEM	2023		2024		2025		
	Budget GH¢	Actual GH¢	Budget GH¢	Actual GH¢	Budget GH¢	Actual As At September GH¢	% Performance As At Sept.
IGF	734,066.00	708,877.87	1,371,780.000	1,660,365.23	1,702,000.00	1,176,394.13	69.12%
Compensation Transfer	2,649,935.50	5,172,512.41	3,508,582.17	4,048,706.29	6,961,242.10	5,370,127.48	77.14%
Goods and Services Transfer	56,000.00	38,787.99	93,500.00	0.00	101,500.00	31,390.48	30.93%
DACF-Assembly	3,709,307.58	1,182,860.09	3,295,404.30	1,800,345.44	20,649,367.51	6,604,767.39	31.99%
DACF-MP	400,000.00	476,544.89	800,000.00	734,214.41	1,027,436.04	890,723.58	86.69%
DACF-PWD	184,542.67	170,987.51	328,910.06	248,646.26	616,461.62	334,874.70	54.32%
DACF-RFG	1,187,419.00	0.00	2,559,971.00	1,806,006.00	1,375,549.00	0.00	-
UNICEF-ISS	50,000.00	50,000.00	50,000.00	50,000.00	50,000.00	0.00	-
MAG (Donor)	118,197.24	118,197.24	0.00	0.00	0.00	0.00	-
SIF (Donor)	0.00	0.00	0.00	0.00	1,156,718.25	101,400.00	8.77%
TOTAL	9,089,467.99	7,918,768.00	12,008,147.53	10,348,283.63	33,640,274.52	14,659,677.76	43.13%

Source: AyDA Financial Reports-2023, 2024, 2025



FINANCIAL PERFORMANCE - EXPENDITURE

EXPENDITURE PERFORMANCE - (ALL DEPARTMENTS) IGF ONLY

EXPENDITURE	2023		2024		2025		
	Budget GH¢	Actual GH¢	Budget GH¢	Actual GH¢	Budget GH¢	Actual As At September GH¢	% Performance As At September
Compensation of Employees	118,752.80	144,368.38	165,722.91	162,497.12	302,000.00	236,146.26	78.19%
Goods and Services	468,500.00	498,260.52	931,701.09	1,075,442.12	1,059,600.00	942,958.17	88.99%
Assets	146,813.20	34,000.00	274,356.00	168,004.00	340,400.00	20,000.00	5.88%
TOTAL	734,066.00	676,628.90	1,371,780.00	1,405,943.24	1,702,000.00	1,199,104.43	70.45%

Source: AyDA Financial Reports-2023 2024, 2025



FINANCIAL PERFORMANCE - EXPENDITURE

EXPENDITURE PERFORMANCE - (ALL DEPARTMENTS) ALL FUNDING SOURCES

EXPENDITURE	2023		2024		2025		
	Budget GH¢	Actual GH¢	Budget GH¢	Actual GH¢	Budget GH¢	Actual As At September GH¢	% Performance As At September
Compensation of Employees	2,768,688.30	5,316,880.79	3,674,305.08	5,158,420.17	7,783,242.10	5,606,277.74	72.03%
Goods and Services	2,778,989.49	2,255,060.90	4,563,472.65	3,297,731.19	5,724,402.78	2,174,776.47	37.99%
Assets	3,541,790.20	831,419.05	3,770,369.80	2,684,446.86	20,132,629.64	141,533.53	0.70%
TOTAL	9,089,467.99	8,403,360.74	12,008,147.53	11,140,598.22	33,640,274.52	7,922,587.75	23.55%

Source: AyDA Financial Reports-2023, 2024, 2025



EXPENDITURE BY BUDGET PROGRAMME & ECONOMIC CLASSIFICATION-ALL FUNDING SOURCES AS AT SEPTEMBER, 2025

BUDGET PROGRAMME	AMOUNT GH¢				
	2025 BUDGET GH¢	COMPENSATION OF EMPLOYEES GH¢	GOODS AND SERVICES GH¢	CAPITAL EXPENDITURE GH¢	TOTAL GH¢
MANAGEMENT & ADMINISTRATION	7,760,191.48	3,249,303.48	1,777,699.47	0.00	5,027,002.95
SOCIAL SERVICES DELIVERY	14,382,142.16	1,334,594.18	381,577.00	121,533.54	1,837,704.72
INFRASTRUCTURE DELIVERY AND MANAGEMENT	10,314,955.87	306,152.24	15,500.00	20,000.00	341,652.24
ECONOMIC DEVELOPMENT	1,177,985.01	716,227.84	0.00	0.00	716,227.84
ENVIRONMENTAL MANAGEMENT	5,000.00	0.00	0.00	0.00	0.00
TOTAL	33,640,274.52	5,606,277.74	2,174,776.47	141,533.54	7,922,587.75

Source: AyDA Financial Reports-2025



2025 KEY PROJECTS AND PROGRAMMES FROM ALL FUNDING SOURCES (LIABILITIES)

No.	Name of Project/Programme	Amount Budgeted GH¢	Actual Payment as at September, 2025	Outstanding Payment GH¢
	MANAGEMENT & ADMINISTRATION			
1.	Support Community Initiated Projects and Programs in the district (DACF-MP)	850,000.00	367,214.00	482,786.00
	SOCIAL SERVICES DELIVERY			
2.	Support PWD beneficiaries with funds, Scholarships and Assistive Devices and Training PWD's in Income Generating Activities (DACF-PWD)	616,461.62	67,666.00	548,795.62
3.	Sanitation Improvement Package (DACF)	753,480.00	91,568.75	661,911.25
4.	Disinfestation and Fumigation of markets and workplaces (DACF)	617,456.75	79,540.00	537,916.75
5.	Refuse lifting expenses district wide (DACF)	342,000.00	127,801.25	214,198.75
	INFRASTRUCTURE DELIVERY & MANAGEMENT			
6.	Construction of Washrooms at the three major Markets and Reshaping of Roads District Wide – (IGF)	340,400.00	20,000.00	320,400.00
	GRAND TOTAL	3,519,798.37	753,790.00	2,766,008.37



NON-FINANCIAL PERFORMANCE BY PROGRAMMES



KEY ACHIEVEMENTS (2025)

P1. MANAGEMENT AND ADMINISTRATION

1. Internally Generated Funds increased as compared to last year during the same period. This improvement occurred due to the implementation of the 2025 RIAP and operation of the Districts court which aided in the collection of revenue from rate defaulters. (GH¢ 1,326,394.13) representing 77.93%.

P2. SOCIAL SERVICES DELIVERY

1. Constructed 1No. Information Communication Technology Centre (ICT) at Mfranta. (DACF).
2. Constructed 1No. 3-Unit Classroom Block with Office, Store and Staff Common Room at Coaltar (DACF).
3. Constructed 1No. 3-Unit Classroom block with office, Store and 3-seater KVIP Toilet, 75No. Dual desk furniture, 5No. Teachers table and 9No. Chairs at Kwadjo Fosu (DACF).
4. Supported 142 PWD's beneficiaries with Funds and Training for income generating activities, Educational Support for 18 Beneficiaries, 22 Organizational Support, 7 Beneficiaries of Items and Assistive Devices and 2 beneficiaries with Medical Support.
5. Engaged 15 Communities with participation of 752 stakeholders and citizens on Child Protection.
6. Educated and Screened 1,508 Food Operators on food safety and environmental sanitation.



KEY ACHIEVEMENTS (2025) Cont'd.....

P3. INFRASTRUCTURE DELIVERY AND MANAGEMENT

1. Reshaped of Roads (Kraboa-Bonkua, Suhum Junction-Obuadaka, Kyekyewere-Mensahkrom) – 15 Kilometers.
2. Prepared Ayensuano District Structure Plan
3. Prepared 1No. Local Plans (Layout) and Street Names for Mankrong.
4. Prepared 1No. Local Plans (Layout) and Street Names for Asuogya – Anum Apapam.

P4. ECONOMIC DEVELOPMENT

1. Eighty-eight (88) farmers were trained on safe use of agro-chemicals at Asuboi
2. A field day was organized to a rice demonstration farm at Abrodeem
3. Three farmer fora were organized at Govinakrom, Bonkua and Asuboi to sensitize farmers on the Feed Ghana Registration
4. Demonstration was done on the effectiveness of organic insecticides against in-organic insecticides at Asuboi
5. One training of trainers workshop was organized at Dome on FBO formation, backyard garden and treatment of plant diseases
6. One thousand, three hundred and forty-four home and farm visits were made by AEAs and DAOs to educate and train farmers on good agricultural practices
7. Veterinary officers did a number of prophylactic treatment on farm animals.



KEY ACHIEVEMENTS IN PICTURES (2025)

1. CONSTRUCTED 1NO. INFORMATION COMMUNICATION TECHNOLOGY CENTRE (ICT) AT MFRANTA. (DACF)



KEY ACHIEVEMENTS IN PICTURES (2025)

2. CONSTRUCTED 1NO. 3-UNIT CLASSROOM BLOCK WITH OFFICE, STORE AND STAFF COMMON ROOM AT COALTAR R/C - (DACF)



KEY ACHIEVEMENTS IN PICTURES (2025)

3. CONSTRUCTED 1NO. 3-UNIT CLASSROOM BLOCK WITH OFFICE, STORE & 3-SEATER KVIP TOILET, 75NO. DUAL DESK, 5NO. TEACHERS TABLE AND 9NO. CHAIRS AT KWADJO FOSU



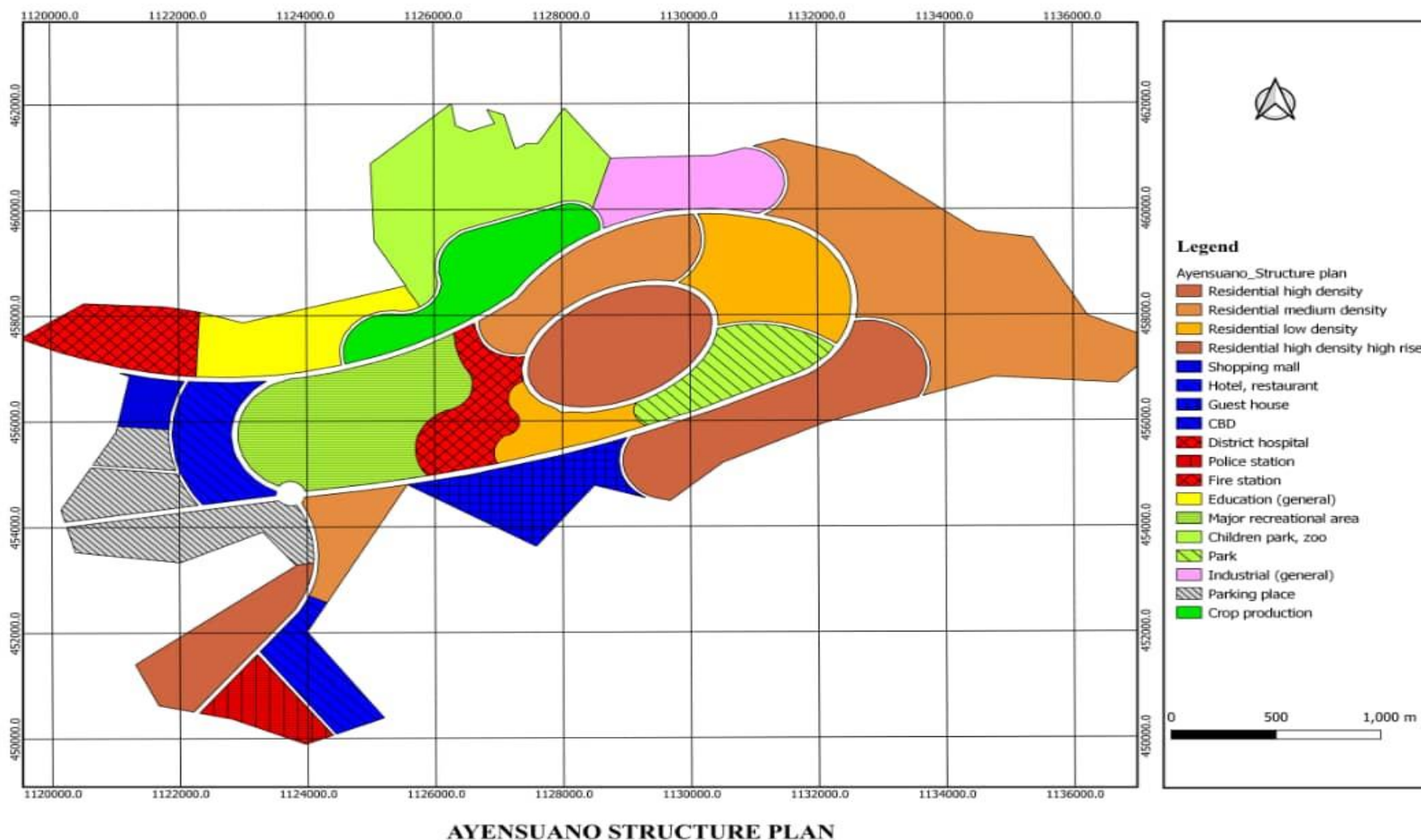
KEY ACHIEVEMENTS IN PICTURES (2025)

4. COMMUNITY/STAKEHOLDERS ENGAGEMENT AND SCHOOL SENSITIZATION ON CHILD PROTECTION



KEY ACHIEVEMENTS IN PICTURES (2025)

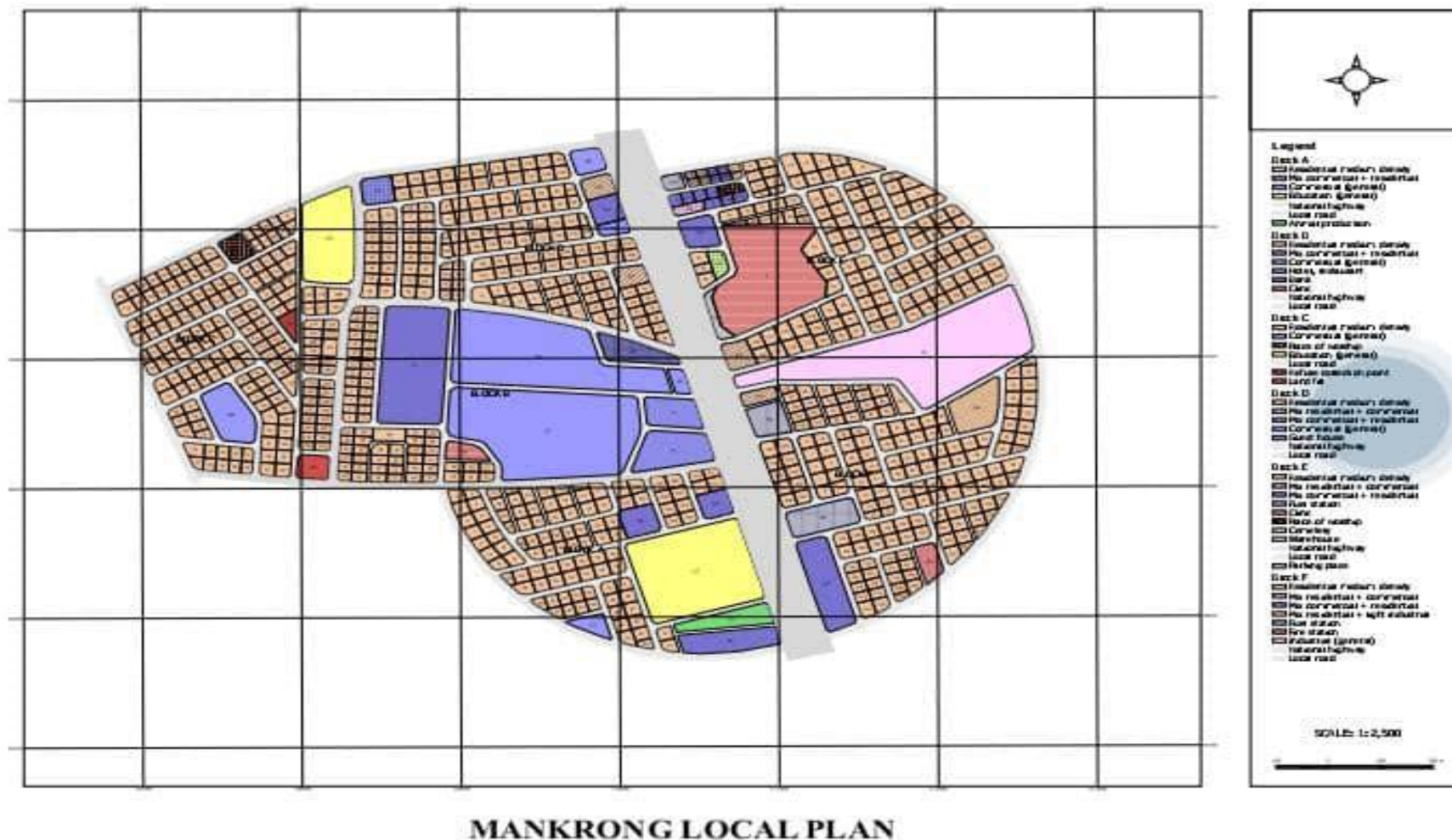
5. PREPARED AYENSUANO DISTRICT STRUCTURE PLAN



AYENSUANO
DISTRICT
ASSEMBLY

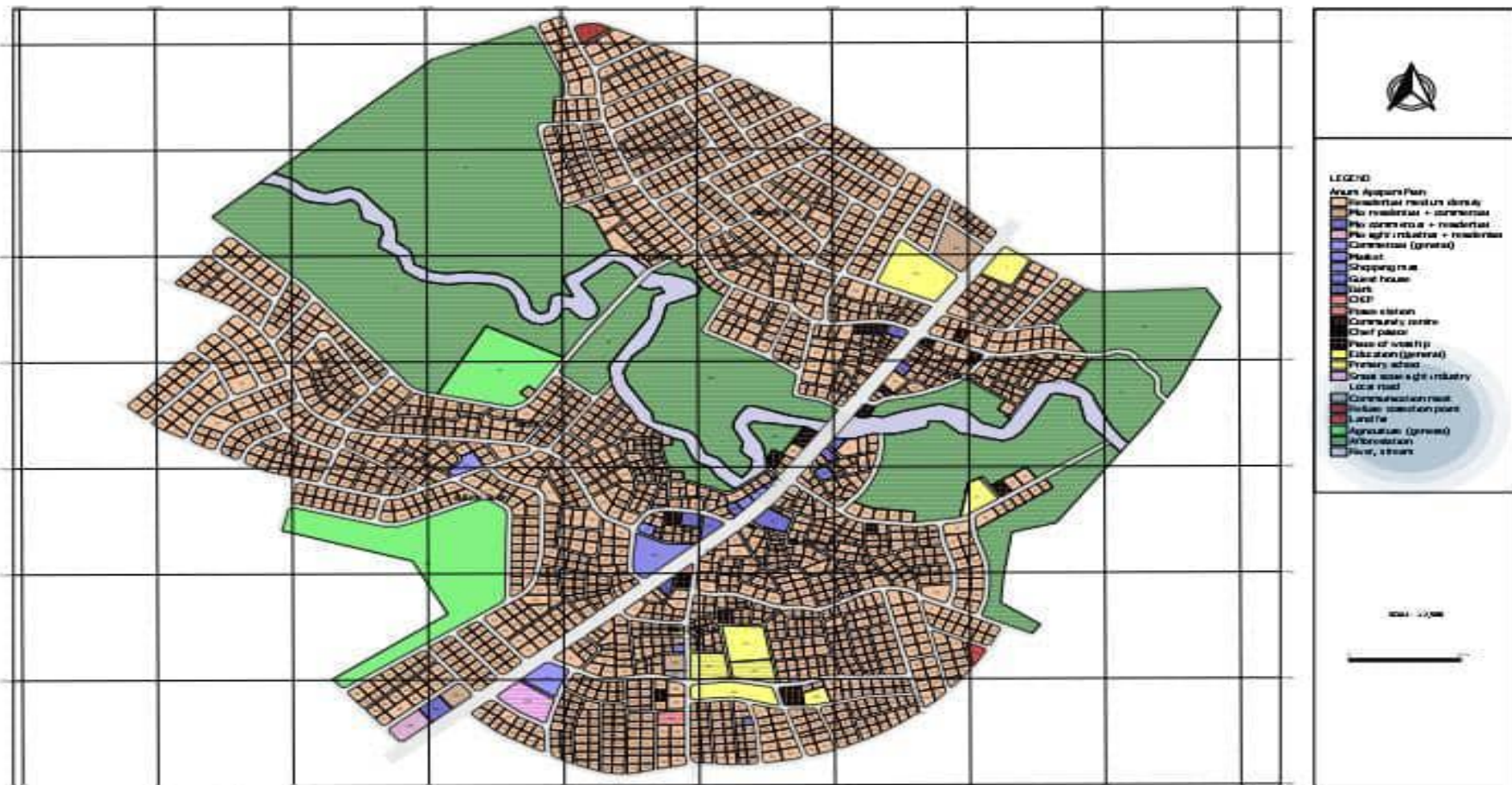
KEY ACHIEVEMENTS IN PICTURES (2025)

6. PREPARED STREET NAMES AND LOCAL PLAN (LAYOUT) FOR MANKRONG TOWNSHIP



KEY ACHIEVEMENTS IN PICTURES (2025)

7. PREPARED STREET NAMES AND LOCAL PLAN (LAYOUT) FOR ASUOGYA-ANUM APAPAM TOWNSHIP



ASUOGYA-ANUM APAPAM LOCAL PLAN



KEY ACHIEVEMENTS IN PICTURES (2025)

8. EIGHTY-EIGHT (88) FARMERS WERE TRAINED ON SAFE USE OF AGRO-CHEMICALS AT ASUBOI



KEY ACHIEVEMENTS IN PICTURES (2025)

9. A FIELD DAY WAS ORGANIZED TO A RICE DEMONSTRATION FARM AT ABRODEEM



KEY ACHIEVEMENTS IN PICTURES (2025)

10. THREE FARMER FORA WERE ORGANIZED AT GOVINAKROM, BONKUA AND ASUBOI TO SENSITIZE FARMERS ON THE FEED GHANA REGISTRATION



POLICY OUTCOME INDICATORS AND TARGETS

Outcome Indicator	Outcome Indicator Description	Unit of Measurement	Previous Year’s Performance (2024)		Current Year’s Actual Performance (2025)	
			Target	Actual	Target	Actual As At September
Management and Administration						
Percentage Increased in IGF	Annual growth of internally generated fund (IGF) compared to previous years	Percentage	86.87%	121.04%	24.07%	77.93%
Social Services Delivery						
Number of additional CHPs Compound Constructed	Total Number of Completed CHPs Compounds ready for use	Number	3	1	3	-
Percentage Increased in Enrollment	Proportional change in enrolment from the previous to the current period	Percentage	10%	4&	10%	4.61%
Infrastructure Service Delivery and Management						
Distance of roads reshaped	Coverage of roads reshaped within the district	Kilometers	95.3Km	84Km	95.3Km	15Km



SANITATION BUDGET PERFORMANCE

Liquid Waste			
No.	Name of Activity/Project	Budget GH¢	Actual as at September, 2025
1.	Fumigation	366,275.00	91,568.75
2.	Construction of 8-Seater WC Toilet at Krabokese DA Primary School	300,000.00	0.00
3.	Acquisition of site for Liquid Waste disposal and treatment	62,000.00	0.00
	TOTAL	728,275.00	91,568.75
Solid Waste			
No.	Name of Activity/Project	Budget GH¢	Actual as at September, 2025
1.	Purchase of Sanitary Tools and Communal Refuse Containers	572,456.75	79,540.00
2.	Management of waste at landfill site (Leveling & Pushing)	272,000.00	31,000.00
3.	Sanitation Improvement package	437,205.00	96,801.25
4.	Acquisition of site for Solid Waste disposal	70,000.00	0.00
	TOTAL	1,351,661.75	207,341.25



DONOR PARTNER SUPPORTED PROGRAMMES

CHILD RIGHT AND PROTECTION

No	Name of Activity/Project	Budget GH¢	Actual as at September, 2025
1.	UNICEF-ISS Support for child right and protection activities	50,000.00	0.00
	TOTAL	50,000.00	0.00

SAFETY NET

No	Name of Activity/Project	Budget GH¢	Actual as at September, 2025
1.	Project Monitoring and Evaluation	100,000.00	80,815.00
2.	Construction of 3.0Km of Feeder Roads from Teacher Mante – Nodjo	1,056,718.25	0.00
4.	20 Acres of Cocoanut Plantation at Appau Wawase	611,420.00	0.00
5.	20 – 25 Acres of Oil Palm Plantation at Kofi Pare	642,395.00	0.00
	TOTAL	2,410,533.25	80,815.00



OUTLOOK FOR 2026



**AYENSUANO
DISTRICT
ASSEMBLY**

AYENSUANO DISTRICT ASSEMBLY ADOPTED POLICY OBJECTIVES FOR 2026

FOCUS AREA	ADOPTED POLICY OBJECTIVE	BUDGET ALLOCATION GHC
Local Government and Decentralization	17.1 Strengthen Domestic Resources mobilization to improve capacity for revenue collection	7,936,699.23
Local Government and Decentralization	17.8 Enhance capacity building support to Developing Countries to increase data availability	522,858.62
Local Government and Decentralization	16.9 Provide legal identity for all, including birth registration	86,216.95
Peace, Justice and Strong Institutions	16.6 Develop Effective, Accountable and Transparent Institutions at all levels	204,700.00
Basic and Quality Education	4.1 Ensure free, equitable and quality education for all by 2030	10,242,457.17
Good Health and Well-Being	3.8 Achieve Universal Health coverage, including financial risk protection, access to quality health- care services	12,477,433.99



AYENSUANO DISTRICT ASSEMBLY ADOPTED POLICY OBJECTIVES FOR 2026

FOCUS AREA	ADOPTED POLICY OBJECTIVE	BUDGET ALLOCATION GHC
Social Protection	1.3 Implement appropriate social protection systems and measures	1,856,328.63
Clean Water and Sanitation	6.b Support and Strengthen local communities in water and sanitation management	8,650,607.14
Transport Infrastructure: Road, Rail, Water and Air	9.1 Develop quality, sustainable and resilient infrastructure to support economic development and human well-being	3,573,657.33
Agriculture and Rural Development	2.4 Ensure sustainable food production system, implement resilient and regenerative agricultural practices	1,101,313.99
Economic and Rural Development	8.5 Achieve full and productive employment and decent work for all	5,182,847.67
Environmental Protection	13.1 Strengthen resilient and adaptive capacity to climate related hazards and natural disaster	20,000.00
TOTAL		51,855,120.72



POLICY OUTCOME INDICATORS AND TARGETS

Outcome Indicator	Outcome Indicator Description	Unit of Measurement	Baseline (2024)		Current Year (2025)		Budget Year (2026)	Indicative Year (2027)	Indicative Year (2028)	Indicative Year (2029)
			Target	Actual	Target	Actual as at September	Target	Target	Target	Target
Management and Administration										
Percentage Increased in IGF	Annual growth of internally generated fund (IGF) compared to previous years	Percentage	86.87%	121.04 %	24.07%	77.93%	16.16%	5.00%	5.00%	5.00%
Social Services Delivery										
Number of additional CHPs Compound Constructed	Total Number of Completed CHPs Compounds ready for use	Number	3	1	3	-	5	2	2	2

POLICY OUTCOME INDICATORS AND TARGETS

Outcome Indicator	Outcome Indicator Description	Unit of Measurement	Baseline (2024)		Current Year (2025)		Budget Year (2026)	Indicative Year (2027)	Indicative Year (2028)	Indicative Year (2029)
			Target	Actual	Target	Actual as at September	Target	Target	Target	Target
Social Services Delivery										
Percentage Increased in Enrollment	Proportional change in enrolment from the previous to the current period	Percentage	10%	4%	10%	4.61%	10%	10%	10%	10%
Infrastructure Service Delivery and Management										
Distance of roads reshaped	Coverage of roads reshaped within the district	Kilometers	95.3Km	84Km	95.3Km	15Km	95.3 Km	95.3 Km	95.3 Km	95.3 Km



2026-2029 REVENUE PROJECTIONS – IGF ONLY

ITEM	2025		2026	2027	2028	2029
	Budget GHC	Actual As At September	Projection GHC	Projection GHC	Projection GHC	Projection GHC
Property Rate	50,800.00	54,405.75	125,000.00	131,250.00	137,812.50	144,703.13
Basic Rates	5,000.00	2,645.00	15,000.00	15,750.00	16,537.50	17,364.38
Fees	377,600.00	348,391.00	408,400.00	428,400.00	450,261.00	472,774.05
Fines	26,831.00	23,393.43	39,000.00	40,820.00	42,997.50	45,147.38
Licenses	734,297.00	403,212.17	815,707.00	856,492.35	899,316.97	944,282.82
Land	376,000.00	274,146.78	375,500.00	394,275.00	413,988.75	434,688.19
Rent	131,472.00	70,200.00	198,472.00	208,395.60	218,815.38	229,756.15
Sub-Total	1,702,000.00	1,176,394.13	1,977,079.00	2,075,932.95	2,179,729.60	2,288,716.08
Royalties	0.00	0.00	0.00	0.00	0.00	0.00
TOTAL	1,702,000.00	1,176,394.13	1,977,079.00	2,075,932.95	2,179,729.60	2,288,716.08

The 2026 revenue projection has arrears of fees, licenses, unassessed property rate as a results of defaulting rate payers and other revenue owed the Assembly which we hope to vigorously collect now that we have an operational District Court Complex and foremost implementing our revenue strategies for the fiscal year.



2026-2029 REVENUE PROJECTIONS – ALL REVENUE SOURCES

ITEM	2025		2026	2027	2028	2029
	Budget GH¢	Actual As At September	Projection GH¢	Projection GH¢	Projection GH¢	Projection GH¢
IGF	1,702,000.00	1,176,394.13	1,977,079.00	2,075,932.95	2,179,729.60	2,288,716.08
Compensation of Employees	6,961,242.10	5,370,127.48	7,797,150.47	8,187,007.99	8,596,358.39	9,026,176.31
Goods and Services Transfer	101,500.00	31,390.48	617,805.00	648,695.25	681,130.01	715,186.51
DACF-Assembly	20,548,720.68	6,592,851.01	38,212,834.86	40,123,476.60	42,129,650.43	44,236,132.95
DACF-MP	1,027,436.03	890,723.58	1,360,507.25	2,006,173.83	2,106,482.52	2,211,806.65
DACF-PWD	616,461.62	334,874.70	731,365.78	1,203,704.30	1,263,889.51	1,327,083.99
DACF-HIV AIDS	100,646.84	11,916.38	121,894.30	200,617.38	210,648.25	221,180.66
DACF-RFG	1,375,549.00	0.00	1,494,326.45	1,569,042.77	1,647,494.91	1,729,869.66
UNICEF-ISS	50,000.00	0.00	50,000.00	50,000.00	50,000.00	50,000.00
Safety Net (Donor)	1,156,718.25	101,400.00	-	-	-	-
TOTAL	33,640,274.52	14,509,677.76	52,362,963.11	56,064,651.08	58,865,383.63	61,806,152.82



EXPENDITURE BY BUDGET PROGRAMME AND ECONOMIC CLASSIFICATION - ALL FUNDING SOURCES

BUDGET PROGRAMME	AMOUNT GH¢			
	COMPENSATION OF EMPLOYEES	GOODS & SERVICE	CAPITAL EXPENDITURE	TOTAL GH¢
MANAGEMENT AND ADMINISTRATION	4,785,682.93	2,958,459.87	1,300,771.90	9,044,914.70
SOCIAL SERVICE DELIEVRY	2,001,191.48	3,852,036.87	23,455,628.92	29,308,857.27
INFRASTRUCTURE DELIVERY AND MANAGEMENT	437,807.07	235,884.30	6,081,752.75	6,755,444.12
ECONOMIC DEVELOPMENT	828,468.99	272,845.00	6,132,433.03	7,233,747.02
ENVIRONMENTAL MANAGEMENT	0.00	20,000.00	0.00	20,000.00
TOTAL	8,053,150.47	7,339,226.04	36,970,586.60	52,362,963.11

Notes: Expenditure for the Environmental Health related activities are captured under Social Services Delivery, whereas Environmental Management captures activities under Disaster Prevention and Management (NADMO).



KEY PROJECTS FOR 2026 AND CORRESPONDING COST AND JUSTIFICATION

MANAGEMENT AND ADMINISTRATION							
SP1.1 GENERAL ADMINISTRATION							
KEY PROJECTS ONLY	IGF (GH¢)	GOG (GH¢)	DACF (GH¢)	DACF-RFG (GH¢)	Donor (GH¢)	Total Budget (GH¢)	JUSTIFICATION
1. Completion of DCE Bungalow at Kyekyewere (Legacy)			400,000.00			400,000.00	Provide conducive accommodation for Staff
2. Renovation/Reconstructing of 3 No. Staff Bungalows at Coaltar into 9No. Single Rooms Self-Contain(Legacy)			900,771.90			900,771.90	Provide conducive accommodation for Staff
SOCIAL SERVICES DELIVERY							
SP2.1 EDUCATION, YOUTH AND SPORTS SERVICES							
3. Construction and furnishing of 1 No. 3-Unit KG Block at Appau Wawase			560,000.00			560,000.00	Increase access to Education facilities, teaching and learning
4. Construction and furnishing of 1 No. 3-Unit JHS Classroom Block at Obouho			680,000.00			680,000.00	Increase access to Education facilities, teaching and learning
5. Construction and furnishing of 1 No. 6-Unit Primary Classroom Block at Kofi Pare			1,197,885.95			1,197,885.95	Increase access to Education facilities, teaching and learning
6. Procurement and supply of 400 number Octagon Tables and Chairs for KG Schools			559,736.75			559,736.75	Improve teaching and learning



KEY PROJECTS FOR 2026 AND CORRESPONDING COST AND JUSTIFICATION

SP2.1 EDUCATION, YOUTH AND SPORTS SERVICES

KEY PROJECTS ONLY	IGF (GH¢)	GOG (GH¢)	DACF (GH¢)	DACF-RFG (GH¢)	Donor (GH¢)	Total Budget (GH¢)	JUSTIFICATION
7. Procurement and supply of 400 number Mono Metallic Dual Desks for Primary Schools			560,000.00			560,000.00	Improve teaching and learning
8. Procurement and supply of 338 number Mono Metallic Dual Desks for Junior High Schools			473,200.00			473,200.00	Improve teaching and learning
9. Procurement and supply of 300 number Mono Metallic Dual Desks for Presbyterian Senior High School and Anum Apapam Community Day Senior High School			420,000.00			420,000.00	Improve teaching and learning
10. Procurement and supply of 300 number Octagon Tables and Chairs for KG Schools (Coaltar, Krabokese and Otoase)			660,000.00			660,000.00	Improve teaching and learning
11. Procurement and supply of 400 number Mono Metallic Dual Desks for Primary Schools (Dokrochiwa, Kofi Pare and Anum Apapam)			720,000.00			720,000.00	Improve teaching and learning



KEY PROJECTS FOR 2026 AND CORRESPONDING COST AND JUSTIFICATION

SP2.1 EDUCATION, YOUTH AND SPORTS SERVICES							
KEY PROJECTS ONLY	IGF (GH¢)	GOG (GH¢)	DACF (GH¢)	DACF-RFG (GH¢)	Donor (GH¢)	Total Budget (GH¢)	JUSTIFICATION
12. Procurement and supply of 300 number Mono Metallic Dual Desks for Junior High Schools (Amanase, Asuboi and Anom)			517,885.95			517,885.95	Improve teaching and learning
13. Procurement and supply of 300 number Mono Metallic Dual Desks for Presbyterian Senior High School and Anum Apapam Community Day Senior High School			540,000.00			540,000.00	Improve teaching and learning
14. Construction and furnishing of 1 No. 3-Unit KG Block at Kwaboanta				568,748.45		568,748.45	Increase access to Education facilities, teaching and learning
15. Procure and distribute School Furniture and Desks (DACF-MP)			100,000.00			100,000.00	Improve teaching and learning
16. Completion of 3-Unit Classroom Block at Kyekyewere Mensahkrom (Middle Belt) (Legacy)			400,000.00			400,000.00	Increase access to Education facilities, teaching and learning
17. Completion of 3-Unit Classroom Block at Kraboa (Middle Belt) (Legacy)			250,000.00			250,000.00	Increase access to Education facilities, teaching and learning



KEY PROJECTS FOR 2026 AND CORRESPONDING COST AND JUSTIFICATION

SP2.1 EDUCATION, YOUTH AND SPORTS SERVICES							
KEY PROJECTS ONLY	IGF (GH¢)	GOG (GH¢)	DACF (GH¢)	DACF-RFG (GH¢)	Donor (GH¢)	Total Budget (GH¢)	JUSTIFICATION
18. Completion of 3-Unit Classroom Block at Bekoekrom (Middle Belt) (Legacy)			250,000.00			250,000.00	Increase access to Education facilities, teaching and learning
19. Completion of 3-Unit Classroom Block at Kojokum (Middle Belt) (Legacy)			400,000.00			400,000.00	Increase access to Education facilities, teaching and learning
20. Completion of 3-Unit Classroom Block at Anum Apapam (Middle Belt) (Legacy)			400,000.00			400,000.00	Increase access to Education facilities, teaching and learning
21. Completion of 3-Unit Classroom Block at Asuboi (Middle Belt) (Legacy)			400,000.00			400,000.00	Increase access to Education facilities, teaching and learning
22. Completion of 3-Unit Classroom Block at Bepoase (Middle Belt) (Legacy)			400,000.00			400,000.00	Increase access to Education facilities, teaching and learning
SP2.2 PUBLIC HEALTH SERVICES AND MANAGEMENT							
23. Construction and furnishing of 1No. CHPS Compound at Doudokrom			1,218,942.98			1,218,942.98	Increase access to healthcare facilities
24. Construction and furnishing of No. CHPS Compound at Akotuokrom			1,218,942.97			1,218,942.97	Increase access to healthcare facilities



KEY PROJECTS FOR 2026 AND CORRESPONDING COST AND JUSTIFICATION

SP2.1 EDUCATION, YOUTH AND SPORTS SERVICES							
KEY PROJECTS ONLY	IGF (GH¢)	GOG (GH¢)	DACF (GH¢)	DACF-RFG (GH¢)	Donor (GH¢)	Total Budget (GH¢)	JUSTIFICATION
25. Construction/Upgrading of Asuboi Health Centre into 1No. Polyclinic			6,094,714.87			6,094,714.87	Increase access to healthcare facilities
26. Renovation of 2No. Health Centres at Dokrochiwa and Marfokrom (Legacy)			300,000.00			300,000.00	Increase access to healthcare facilities
27. Renovation and furnishing of Anum Apapam CHPs Compound with Male & Female Wards, Martenity Block and Laboratory (Legacy)			1,025,000.00			1,025,000.00	Increase access to healthcare facilities
28. Renovation and furnishing of Coaltar CHPs Compound with Male & Female Wards, Martenity Block and Laboratory (Legacy)			1,025,000.00			1,025,000.00	Increase access to healthcare facilities
29. Renovation, completion and furnishing of Otoase CHPs Compound with Male & Female Wards, Martenity Block and Laboratory (Legacy)			1,025,000.00			1,025,000.00	Increase access to healthcare facilities



KEY PROJECTS FOR 2026 AND CORRESPONDING COST AND JUSTIFICATION

SP2.2 PUBLIC HEALTH SERVICES AND MANAGEMENT							
KEY PROJECTS ONLY	IGF (GH¢)	GOG (GH¢)	DACF (GH¢)	DACF-RFG (GH¢)	Donor (GH¢)	Total Budget (GH¢)	JUSTIFICATION
30. Procure and distribute Hospital Beds and Equipment (DACF-MP)			100,000.00			100,000.00	Increase access to healthcare facilities
31. Construction and furnishing of 1 No. CHPS Compound at Teacher Mante				540,571.00		540,571.00	Increase access to healthcare facilities
SP2.5 ENVIRONMENTAL HEALTH AND SANITATION SERVICES							
32. Construction of 8-Seater WC Toilet at Krabokese DA Primary School			300,000.00			300,000.00	Improve sanitation in the district
33. Procure 20 Communal Refuse Containers at Dokrochiwa, Achiansa, Amanase, Coaltar, Asuboi, Teacher Mante, Otoase, Kyekyewere, Kofi Pare			1,000,000.00			1,000,000.00	Improve sanitation in the district
34. Acquisition of site for Solid Waste disposal			133,668.77			133,668.77	Improve sanitation in the district
35. Acquisition of site for Liquid Waste disposal and treatment			132,000.00			132,000.00	Improve sanitation in the district
36. Construction of 8 Seater WC Toilet at Anum Apapam Primary/JHS School			350,000.00			350,000.00	Improve sanitation in the district



KEY PROJECTS FOR 2026 AND CORRESPONDING COST AND JUSTIFICATION

INFRASTRUCTURE DELIVERY AND MANAGEMENT							
SP3.1 PHYSICAL AND SPATIAL PLANNING DEVELOPMENT							
KEY PROJECTS ONLY	IGF (GH¢)	GOG (GH¢)	DACF (GH¢)	DACF-RFG (GH¢)	Donor (GH¢)	Total Budget (GH¢)	JUSTIFICATION
37. Prepare 3No. Local Plans and Street Names for fast developing areas			101,894.30			101,894.30	Enhance monitoring of Human Settlement
SP3.2 PUBLIC WORKS, RURAL AND WATER MANAGEMENT							
38. Construction of 4 No. Mechanized Borehole with 4,500 litre overhead tank at Akwadum and Krabokese			392,936.75			392,936.75	Improve Access to Clean and Portable Water
39. Construction of 6 No. Mechanized Borehole with 4,500 litre overhead tank at Kofi Pare, Obuwansane and Mankrong			540,000.00			540,000.00	Improve Access to Clean and Portable Water
40. Construction of 6 No. Mechanized Borehole with 4,500 litre overhead tank Appau Wawase, Coaltar and Yaw Donkor			540,000.00			540,000.00	Improve Access to Clean and Portable Water
41. Construction of 6 No. Mechanized Borehole with 4,500 litre overhead tank Akufokrom, Besease, Ntowkrom, Otoase, Amponsahene and Otomfo			540,000.00			540,000.00	Improve Access to Clean and Portable Water



KEY PROJECTS FOR 2026 AND CORRESPONDING COST AND JUSTIFICATION

SP3.2 PUBLIC WORKS, RURAL AND WATER MANAGEMENT							
KEY PROJECTS ONLY	IGF (GH¢)	GOG (GH¢)	DACF (GH¢)	DACF-RFG (GH¢)	Donor (GH¢)	Total Budget (GH¢)	JUSTIFICATION
42. Construction of 5 No. mechanized borehole with 4,500 litre overhead tank at Obouho, Govinakrom, Amanase Aboabo and Amanase Zongo			609,471.49			609,471.49	Improve Access to Clean and Portable Water
43. Construction of 5 No. mechanized borehole with 4,500 litre overhead tank at Aboabo Sonkor, Asiamkrom, Sowatey North and Achiansa			609,471.49			609,471.49	Improve Access to Clean and Portable Water
44. Construction of 5 No. mechanized borehole with 4,500 litre overhead tank at Kyekyewere, Yakoko, Teacher Mante			609,471.49			609,471.49	Improve Access to Clean and Portable Water
45. Construction of 5 No. mechanized borehole with 4,500 litre overhead tank at Agoja, Afro-Adjei, Kraboa			609,471.48			609,471.48	Improve Economic Activities and Job Opportunities



KEY PROJECTS FOR 2026 AND CORRESPONDING COST AND JUSTIFICATION

SP3.2 PUBLIC WORKS, RURAL AND WATER MANAGEMENT							
KEY PROJECTS ONLY	IGF (GH¢)	GOG (GH¢)	DACF (GH¢)	DACF-RFG (GH¢)	Donor (GH¢)	Total Budget (GH¢)	JUSTIFICATION
46. Completion of 10 No. Outstanding Boreholes at Coaltar, Kofi Pare, Asuboi, Kyenku Larbi, Kyekyewere, Ayekokoso, Mankrong and Afro Adjei (Legacy)			100,000.00			100,000.00	Improve Access to Clean and Portable Water
47. Completion of Drainage at Asuboi (Legacy)			410,000.00			410,000.00	Improve drainage system
48. Construction of Male and Female Washrooms for Anum Apapam, Amanase and Dokrochiwa Markets	150,415.80					150,415.80	Improve sanitation and hygiene
49. Reshaping of feeder roads in the district (IGF/DACF-MP)	245,000.00		90,507.25			335,507.25	Improve access to good roads
50. Construction of Bridges and Culverts (DACF-MP)			300,000.00			300,000.00	Improve drainage system
51. Construct Mechanized boreholes for communities (DACF-MP)			200,000.00			200,000.00	Improve Access to Clean and Portable Water
52. Construction of 3 No. mechanized borehole with 4,500 litre overhead tank at Obouhu, Govinakrom and Krabokese				335,007.00		335,007.00	Improve Access to Clean and Portable Water



KEY PROJECTS FOR 2026 AND CORRESPONDING COST AND JUSTIFICATION

ECONOMIC DEVELOPMENT							
SP4.1 TRADE AND INDUSTRY							
KEY PROJECTS ONLY	IGF (GH¢)	GOG (GH¢)	DACF (GH¢)	DACF-RFG (GH¢)	Donor (GH¢)	Total Budget (GH¢)	JUSTIFICATION
53. Design and Construction of 24-Hour Economy Market Model at Amanase			5,032,431.87			5,032,431.87	Improve Economic Activities and Job Opportunities
54. Renovation of 3 No. Markets at Achiansa, Anum Apapam and Dokrochiwa (Legacy)			600,001.17			600,001.17	Improve Economic Activities and Job Opportunities
55. Renovation of 2 No. Markets at Coaltar and Teacher Mante (Legacy)			500,000.00			500,000.00	Improve Economic Activities and Job Opportunities
GRAND TOTAL	395,415.80	0.00	36,498,407.43	1,444,326.45	0.00	38,338,149.68	



SANITATION BUDGET

Liquid Waste		
No.	Name of Activity/Project	Budget GH¢
1.	Fumigation	466,275.00
2.	Construction of 8-Seater WC Toilet at Krabokese DA Primary School	300,000.00
3.	Construction of 8-Seater WC Toilet at Anum Apapam Primary/JHS School	350,000.00
4.	Acquisition of site for Liquid Waste disposal and treatment	132,000.00
	TOTAL	1,248,275.00
Solid Waste		
No.	Name of Activity/Project	Budget GH¢
1.	Purchase of Sanitary Tools and Communal Refuse Containers	1,107,456.75
2.	Management of waste at landfill site (Leveling & Pushing)	326,949.20
3.	Sanitation Improvement package	487,205.00
4.	Acquisition of site for Solid Waste disposal	133,668.77
	TOTAL	2,055,279.72



DONOR PARTNER SUPPORTED PROGRAMMES

CHILD RIGHT AND PROTECTION		
No	Name of Activity/Project	Budget GH¢
1.	UNICEF-ISS Support for child right and protection activities	50,000.00
	TOTAL	50,000.00

SAFETY NET		
No	Name of Activity/Project	Budget GH¢
1.	Project Monitoring and Evaluation	100,000.00
2.	Construction of 3.0Km of Feeder Roads from Teacher Mante – Nodjo	1,056,718.25
4.	20 Acres of Cocoanut Plantation at Appau Wawase	611,420.00
5.	20 – 25 Acres of Oil Palm Plantation at Kofi Pare	642,395.00
	TOTAL	2,410,533.25



CONCLUSION

In conclusion Mr. Chairman, the Ayensuano District Assembly is on the path to reset the District in pursuance to the Government Reset Agenda.

Youth unemployment, bad roads and basic social amenities are the key challenges that the Assembly has resolved to tackle through the Government Flagship program of Feed Ghana and the Nkoko Nketekete Programme. The roads will also be regularly reshaped and maintained through the DRIP Programme.

Adequate Budget provision has been made to construct a new market at **Amanase** and a Polyclinic at **Asuboi** to upgrade the health centre at Asuboi. This we believe will enhance the economic activities and the wellbeing of the people in the district.

We would like to take this opportunity to acknowledge all Stakeholders for their contributions and suggestions in preparing this document with a special mentioning of Hon. District Chief Executive for his immense support. **“Together we build”**.

Nyame nhyira obiara. Meda mo ase.



THANK YOU



**AYENSUANO
DISTRICT
ASSEMBLY**

ATTACHMENT

- **2026 KEY REVENUE IMPROVEMENT STRATEGIES**
 - **DATA ON STORES AND STALLS**
 - **COMPENSATION OF EMPLOYEES**



NEW KEY STRATEGIES FOR 2026 IGF GENERATION (RIAP)

Objective	Activities/ Strategies	Quarter				Expected Output	Estimated Cost GHC	Funding Source	Implementa tion Agency	Collabora tors
		1 QTR	2 QTR	3 QTR	4 QTR					
Ensure efficient internal revenue generation and transparency in the local resources management by 2026	Printing, Validation and Distribution of Business Operating Permit bills	X			X	Increase local level revenue and other fees by Dec. 2026	15,000.00	IGF	Finance Dept./Budget /MIS Unit	Stakeholders
	Maintenance and repair of IT equipment		X		X	Improve Life-Span of equipment for Bills printing	8,000.00	IGF	MIS Unit	Procurement
	Carry out maintenance on Official vehicles	X	X	X	X	Improve life span of vehicles and their effectiveness for revenue mobilization	20,000.00	IGF/DACF	ADM./Transport Officer	Procurement/ Mechanics
	Undertake revenue sensitization for rate payers on revenue mobilization	X	X	X	X	Awareness creation to the public on the need to pay tax by Dec. 2026	10,000.00	IGF/GoG	Finance Dept./ADM./ Budget	Central Admin/ Stakeholders/ Community Centres
	Monitor revenue collection quarterly.	X	X	X	X	To improve security and Revenue in the District by Dec. 2026	5,000.00	IGF	Audit Finance Unit/	Revenue Collectors
	Reconstruction of Revenue Barriers with temporary structures	X				Improve revenue from Export of Commodities	45,000.00	IGF	MIS Unit	Procurement



NEW KEY STRATEGIES FOR 2026 IGF GENERATION (RIAP)

Objective	Activities/ Strategies	Quarter				Expected Output	Estimated Cost GHC	Funding Source	Implementa tion Agency	Collabora tors
		1 QTR	2 QTR	3 QTR	4 QTR					
Ensure efficient internal revenue generation and transparency in the local resources management by 2026	Organize and Collect Data for Revenue Items		X			Enhance reliable data on revenue items to improve IGF	35,500.00	IGF	Budget/Finance/ MIS Unit/ Physical Planning	Stakeholders
	Organize SAT and Technical Planning Meetings to Approve Building Permits	X	X	X	X	Revenue from Lands to be increased by Dec. 2026	24,000.00	IGF	Physical Planning/Works	Stakeholders/ Revenue Collectors
	Carry Out Sensitization and Education to improve upon the Permitting System	X		X		Awareness creation to the public on the need to pay tax by Dec. 2026	5,000.00	IGF/GOG	Physical Planning/Works	Community Centres / Rate Payers
	TOTAL						167,500.00			
	SUMMARY OF 2026 REVENUE IMPROVEMENT ACTION PLAN (RIAP)									
	Activities and Strategies in detailed plan	X	X	X	X	Strengthen Domestic Resources mobilization to improve capacity for revenue collection	167,500.00	IGF/GoG/ DACF	AyDA	Management, Staffs, Area Councils, Stakeholders, Opinion Leaders



SUMMARY ON DATA OF STORES AND STALLS

SN	MARKET AREA	STORES ALLOCATED	RENT PER MONTH (GH¢)	RENT PER ANNUM (GH¢)	REMARKS
1.	Amanase Market Stores	101	1,212.00	14,544.00	Rented Out
2.	Anum Apapam Market Stores	62	744.00	8,928.00	Rented Out
	TOTAL	163	1,956.00	23,472.00	



NUMBER OF MARKET STORES AND STALLS

SN	Name of Store Owner	Store No.	Rent Per Month	Rent Per Annum	Contact	Remarks
	AMANASE MARKET STORES					
1	Victoria Wayo	AyDA MKT 001	12.00	144.00	0555505204	Occupied
2	Victoria Wayo	AyDA MKT 002	12.00	144.00	0555505204	Occupied
3	Daniel Asare	003	12.00	144.00	0542331455	Occupied
		004	12.00	144.00		
		005	12.00	144.00		
		006	12.00	144.00		
4	Rebecca Tetteh	008	12.00	144.00	0549572865	Occupied
5	Joshua Nabil	010	12.00	144.00	0558180053	Occupied
6	Mary Koranteng	011	12.00	144.00	0592980794	Occupied
7	Alex Tetteh	012	12.00	144.00	0245107816	Occupied
8	Ama	013	12.00	144.00		Occupied
9	Comfort Abbey	014	12.00	144.00		Occupied
10	Mary Attah	015	12.00	144.00		Occupied
11	Rebecca Worgu	016	12.00	144.00	0552576817	Occupied



NUMBER OF MARKET STORES AND STALLS

SN	Name of Store Owner	Store No.	Rent Per Month	Rent Per Annum	Contact	Remarks
	AMANASE MARKET STORES					
12	Auntie Dora	017	12.00	144.00		Occupied
13	Cynthia Asabea	018	12.00	144.00	0248205826	Occupied
14	Evelyn Tenkorang	019	12.00	144.00	0243949762	Occupied
15	Esther Nartey	021	12.00	144.00	0240864027	Occupied
16	Lydia Anyaa	023	12.00	144.00	0595271100	Occupied
17	Faustina Opare	024	12.00	144.00	0555221347	Occupied
18	Saketey Rebecca	025	12.00	144.00	0242870398	Occupied
19	Christina Larbi	026	12.00	144.00	0546943045	Occupied
20	Evelyn Opare Larbi	027	12.00	144.00		Occupied
21	Cynthia	028	12.00	144.00		Occupied
22	Agness Offeibea	029	12.00	144.00	0554289040	Occupied
23	Joyce Awatey	030	12.00	144.00	0544868690	Occupied
24	Emma Anapopomea	031	12.00	144.00	0544662230	Occupied
25	Augustina Achea	032	12.00	144.00	0247275031	Occupied



NUMBER OF MARKET STORES AND STALLS

SN	Name of Store Owner	Store No.	Rent Per Month	Rent Per Annum	Contact	Remarks
	AMANASE MARKET STORES					
26	Evelyn Addo	033	12.00	144.00	0246066678	Occupied
27	Augustina Awuzey	034	12.00	144.00	0209363616	Occupied
28	Theodora Tetteh	035	12.00	144.00	0241883733	Occupied
29	Cece Yaa	036	12.00	144.00	0542533713	Occupied
30	Sandra Mantey	037	12.00	144.00	0552727496	Occupied
31	Agness Sackey	038	12.00	144.00		Occupied
32	Janet Maku	039	12.00	144.00	0543426350	Occupied
33	Joyce Koomson	040	12.00	144.00	0246442902	Occupied
34	Comfort Appiah	041	12.00	144.00	0275805084	Occupied
35	Queen Mother	042	12.00	144.00		Occupied
36	Narkie	045	12.00	144.00	0246032321	Occupied
37	Mako	046	12.00	144.00	0543542109	Occupied
38	Rose Atikah	047	12.00	144.00		Occupied
39	Rita Narh	048	12.00	144.00	0549378836	Occupied



NUMBER OF MARKET STORES AND STALLS

SN	Name of Store Owner	Store No.	Rent Per Month	Rent Per Annum	Contact	Remarks
	AMANASE MARKET STORES					
40	Juliana Bokoe	050	12.00	144.00	0272766220	Occupied
41	Sosi Makpo	051	12.00	144.00	0242448001	Occupied
42		052	12.00	144.00		Occupied
43	Juliana Partei	053	12.00	144.00	0249796185	Occupied
44	Aforley Kole	054	12.00	144.00		Occupied
45	Mary Amiley	055	12.00	144.00	0545230378	Occupied
46	Victoria Sackyibea	056	12.00	144.00	0243072440	Occupied
47	Cynthia Teinoi	057	12.00	144.00	0552217441	Occupied
48	Doris Abam	058	12.00	144.00	0552217441	Occupied
49	Helen Sackey	059	12.00	144.00	0545344316	Occupied
50	Christiana Nartey	060	12.00	144.00	0246887745	Occupied
51	Comfort Ahiabile	061	12.00	144.00	0248705120	Occupied
52	Elizabeth Dovor	062	12.00	144.00	0556618496	Occupied
53	Rose Akakpo	063	12.00	144.00	0542880142/ 0551634744	Occupied



NUMBER OF MARKET STORES AND STALLS

SN	Name of Store Owner	Store No.	Rent Per Month	Rent Per Annum	Contact	Remarks
AMANASE MARKET STORES						
54	Janet Asare	064	12.00	144.00	0245364659	Occupied
55	Florence Anyah	065	12.00	144.00	0245887009	Occupied
56	Soka Comfort	066	12.00	144.00	0556618496	Occupied
57	Margret Serwaa	067	12.00	144.00	0544078403	Occupied
58	Margret Serwaa	068	12.00	144.00	0544078403	Occupied
59	Zofu Baby	069	12.00	144.00	0249796185	Occupied
60	Mercy Ofosuaa	070	12.00	144.00	0547351591	Occupied
61	Joyce Boatema Linda Oteng	071	12.00	144.00	0551053903	Occupied
62	Zotu Francisca	072	12.00	144.00	0246813353	Occupied
63	Rose Twumwaa	073	12.00	144.00	0543502195	Occupied
64	Agbanyo Vivian	074	12.00	144.00	0556917676	Occupied
65	Lydia Paulina	075	12.00	144.00	0242169696	Occupied
66	Mary Brenyi	076	12.00	144.00	0241454557	Occupied
67	Pateince Afenuku	077	12.00	144.00	0248221366	Occupied



NUMBER OF MARKET STORES AND STALLS

SN	Name of Store Owner	Store No.	Rent Per Month	Rent Per Annum	Contact	Remarks
	AMANASE MARKET STORES					
68	Mary	078	12.00	144.00		Occupied
69	Abena	079	12.00	144.00		Occupied
70	Seidu Salifu	080	12.00	144.00	0247276352	Occupied
71	Hannah Agyemfra	081	12.00	144.00	0593767728	Occupied
		082	12.00	144.00		
		083	12.00	144.00		
		084	12.00	144.00		
72	Mary Addo	086	12.00	144.00	0540784369	Occupied
73	Joice Oppong	087	12.00	144.00	0244984577	Occupied
74	Juliana Agyarpong	088	12.00	144.00	0547118150	Occupied
75	Mercy Regina Adze	089	12.00	144.00		Occupied
76	Ama Grace	090	12.00	144.00		Occupied
77	Faustina Korkor	091	12.00	144.00	0244488282	Occupied
78	Vida Korkor	092	12.00	144.00	0553746228	Occupied



NUMBER OF MARKET STORES AND STALLS

SN	Name of Store Owner	Store No.	Rent Per Month	Rent Per Annum	Contact	Remarks
	AMANASE MARKET STORES					
79	Sarah	094	12.00	144.00		Occupied
80	Doris Abam	095	12.00	144.00	0559218276	Occupied
81	Gladys Afweabea	096	12.00	144.00	0543932033	Occupied
82	Christina Asare	097	12.00	144.00	0558256522	Occupied
83	Gifti Ayi	100	12.00	144.00	0544142734	Occupied
84	Dilis Agyeibea	101	12.00	144.00	0243207467	Occupied
85	Juliana Agyarpong	106	12.00	144.00	0547118150/ 0247183200	Occupied
86	Mercy Larbi	107	12.00	144.00	0555014561	Occupied
87	George Manger	108	12.00	144.00	0543787826	Occupied
88	Joseph Appiah	110	12.00	144.00	0540058206	Occupied
89	Agness Mawie Asinenu	113	12.00	144.00	0241245167	Occupied
90	Vida Ohene	114	12.00	144.00	0556117357/ 0248175126	Occupied
91	Comfort Addo	116	12.00	144.00	0542403863	Occupied



NUMBER OF MARKET STORES AND STALLS

SN	Name of Store Owner	Store No.	Rent Per Month	Rent Per Annum	Contact	Remarks
AMANASE MARKET STORES						
92	Vida Amuzu Kwarfo	117	12.00	144.00	0241761844	Occupied
93	Margert Neglo	118	12.00	144.00	0551895546	Occupied
94	Joice Dzamesi	119	12.00	144.00	0240708029	Occupied
95	Joice Dzemesi	120	12.00	144.00		Occupied
	Total		1,212.00	14,544.00		
ANUM APAPAM MARKET STORES						
1	Eva	001	12.00	144.00		Occupied
2	Mary Lartey	008	12.00	144.00	0547596401	Occupied
3	Drah Olivia	009	12.00	144.00	0246754854	Occupied
4	Joyce Akwetey	010	12.00	144.00	0543604403	Occupied
		011	12.00	144.00		Occupied
		012	12.00	144.00		Occupied
5	Charllote Allotey	014	12.00	144.00		Occupied



NUMBER OF MARKET STORES AND STALLS

SN	Name of Store Owner	Store No.	Rent Per Month	Rent Per Annum	Contact	Remarks
	ANUM APAPAM MARKET STORES					
6	Asana Fuseina	021	12.00	144.00	0248229017	Occupied
7	Maame Fante	030	12.00	144.00		Occupied
		031	12.00	144.00		Occupied
		032	12.00	144.00		Occupied
		033	12.00	144.00		Occupied
		034	12.00	144.00	0592917012	Occupied
9	Elizabeth Yeboah	035	12.00	144.00	0248645642	Occupied
10	Regina Naki	037	12.00	144.00	0555074384	Occupied
		038	12.00	144.00		Occupied
11	Rebecca Ottu	039	12.00	144.00	0557864779	Occupied
12	Mercy Anobiah	040	12.00	144.00	0554046608	Occupied
13	Siisi Oye	041	12.00	144.00		Occupied
14	Eunice Asantewaa	042	12.00	144.00	0550708712	Occupied
15	Victoria Awuku	045	12.00	144.00	0242146256	Occupied



NUMBER OF MARKET STORES AND STALLS

SN	Name of Store Owner	Store No.	Rent Per Month	Rent Per Annum	Contact	Remarks
	ANUM APAPAM MARKET STORES					
16	Sarah Nagai	046	12.00	144.00	0543533584	Occupied
17	Ansah Sarah	047	12.00	144.00	0244947630	Occupied
18	Felicia Nartey	048	12.00	144.00	0551131611	Occupied
19	Comfort Odeifo	049	12.00	144.00	0243263243	Occupied
20	Maggie Amankwah	050	12.00	144.00	0249442206	Occupied
21	Helena Awukubrea	051	12.00	144.00		Occupied
22	Esther Gyanba	052	12.00	144.00	0241432157	Occupied
23	Adwoa	053	12.00	144.00		Occupied
24	Cynthia Asabea	054	12.00	144.00	0248205826	Occupied
25	Lydia Mawusi	055	12.00	144.00	0595271100	Occupied
26	Vida Tetteh	056	12.00	144.00	0246818927	Occupied
27	Susana Tuabea	060	12.00	144.00	0541210538	Occupied
28	Esther Amo Okhu	062	12.00	144.00	0551424009	Occupied
29	Esther Nagai	064	12.00	144.00	0243487842	Occupied



NUMBER OF MARKET STORES AND STALLS

SN	Name of Store Owner	Store No.	Rent Per Month	Rent Per Annum	Contact	Remarks
	ANUM APAPAM MARKET STORES					
30	Salomey Nagai	065	12.00	144.00	0574130348	Occupied
31	Patricia Ansah	066	12.00	144.00	0509200422	Occupied
32	Atta Siiso	067	12.00	144.00	0547103537	Occupied
33	Janet Adu Asamoah	068	12.00	144.00	0208644235	Occupied
34	Joye Larbi	070	12.00	144.00	0248481168	Occupied
35	Gladys Agyeibea	071	12.00	144.00		Occupied
36	Efua Pokua	072	12.00	144.00	0507566283	Occupied
37	Faustina Otubea	073	12.00	144.00	0548617409	Occupied
38	Sister Ama	074	12.00	144.00		Occupied
39	Yeboa	082	12.00	144.00	0554399289	Occupied
40	Iris Bempoh	084	12.00	144.00	0543264145	Occupied
41	Georgina Baadu	086	12.00	144.00	0242571253	Occupied
42	Vida Boateng	088	12.00	144.00	0242574382	Occupied
43	Charllote Asanfe	091	12.00	144.00	0242981821	Occupied



NUMBER OF MARKET STORES AND STALLS

SN	Name of Store Owner	Store No.	Rent Per Month	Rent Per Annum	Contact	Remarks
	ANUM APAPAM MARKET STORES					
44	Kwadwo Ameyao	093	12.00	144.00	0554399299	Occupied
45	Ernestina Darko	094	12.00	144.00		Occupied
46	Florence Akyeremo	098	12.00	144.00		Occupied
47	Mercy Aboagyewa	099	12.00	144.00	5593025044	Occupied
48	Esther Akrofi	100	12.00	144.00	0207715040	Occupied
49	Lizzy Amo	102	12.00	144.00	0540683058	Occupied
50	Beatrice Nartey	103	12.00	144.00	0544841902	Occupied
51	Doris Boahemaa	104	12.00	144.00	0543502111	Occupied
52	Elizabeth Ansah	105	12.00	144.00		Occupied
53	Rose Fianko	107	12.00	144.00	0558771732	Occupied
54	Mary Ottu Fiankoba	108	12.00	144.00	0540881422	Occupied
55	Ruki Iddrisu	109	12.00	144.00	0548906943	Occupied
56	Fuseina Kpantey	111	12.00	144.00	0248229017	Occupied
	Sub-Total		744.00	8,928.00		
	Total		1,956.00	23,472.00		



COMPENSATION OF EMPLOYEE INPUTS FOR 2026

SUMMARY SHEET OF EMPLOYEES

SN	DEPARTMENT	NUMBER OF STAFF ON GOG PAYROLL	NUMBER OF STAFF ON IGF PAYROLL	TOTAL STAFF	PAYROLL COST 2025 (GH¢)	PAYROLL COST 2026 (GH¢)
1.	Central Administration	57	12	69	3,839,123.31	3,913,378.66
2.	Human Resource Department	2	-	2	148,942.20	160,705.02
3.	Statistics	1	-	1	73,689.68	74,942.40
4.	Social Welfare and Community Development	11	-	11	1,011,161.58	1,044,740.85
5.	Birth and Death Registration Services	1	-	1	74,942.40	76,216.95
6.	Environmental Health and Sanitation Services	11	5	16	752,352.15	766,229.15
7.	Physical Planning	2	-	2	143,827.11	146,272.59
8.	Works	4	-	4	275,987.73	278,352.90
9.	Agriculture	9	-	9	792,283.25	828,468.99
	TOTAL	98	17	115	7,112,309.44	7,289,308.08



COMPENSATION OF EMPLOYEE – GOG FORM

SN	STAFF ID	NAME	GRADE	SSSS Level	SSSS Step	Monthly Basic Salary (GH¢)	Allowances GMA(20%) IP(15) ISA(18) (GH¢)	Monthly Consolidated Salary (GH¢)
CENTRAL ADMINISTRATION								
1	701702	Siibu Imoro Braimah	Deputy Director	21	5	7,488.75	3,969.04	11,457.79
2	916478	Eric Amankwa	Assistant Director I	19	6	5,528.82	2,930.27	8,459.09
3	922380	Eric Kobina Woode	Senior Budget Analyst	19	3	5,256.17	2,785.77	8,041.94
4	973851	Rexford Arthur	Senior Planning Officer	19	2	5,168.31	2,739.20	7,907.51
5	920930	Clement Gyamfi	Procurement Officer	18	7	5,168.31	2,739.20	7,907.51
6	974305	Daniel Abeka Kondoh	Internal Auditor	18	5	4,996.97	2,648.39	7,645.36
7	512562	Agatha Acquah	Assistant Chief Radio Surveyor/Operator	18	3	4,831.31	2,560.59	7,391.90
8	916244	Mabel Owusu-Nyame	Principal Records Supervisor	18	2	4,750.55	2,517.79	7,268.34
9	1332836	George Sakyi-Djan	Assistant Director IIA	18	1	4,671.14	2,475.70	7,146.84
10	1329845	Ernest Obeng	Internal Auditor	18	1	4,671.14	2,475.70	7,146.84
11	711750	Henry Oduro Bioh	Asst. Budget Analyst	16	5	4,081.83	2,163.37	6,245.20
12	1358550	Joseph Baba Abanbila	Asst. Budget Analyst	16	5	4,081.83	2,163.37	6,245.20
13	1406681	Prince Ofosu	Assistant Director IIB	16	5	4,081.83	2,163.37	6,245.20
14	1416063	Benjamin Kesse Takyi	Assistant Director IIB	16	5	4,081.83	2,163.37	6,245.20



COMPENSATION OF EMPLOYEE – GOG FORM

SN	STAFF ID	NAME	GRADE	SSSS Level	SSSS Step	Monthly Basic Salary (GH¢)	Allowances GMA(20%) IP(15) ISA(18) (GH¢)	Monthly Consolidated Salary (GH¢)
CENTRAL ADMINISTRATION								
15	1451645	Ato Agyefi Ampontseng	Assistant Programmer	16	5	4,081.83	2,163.37	6,245.20
16	1446150	Selassie Cherlyn Ameko	Asst Dev. Planning Officer	16	5	4,081.83	2,163.37	6,245.20
17	703565	Edward Donkor	Asst. Procurement Officer	16	5	4,081.83	2,163.37	6,245.20
18	1427478	Reuben Armah	Assistant Internal Auditor	16	5	4,081.83	2,163.37	6,245.20
19	1499824	Olivia Mawuktor Mishiamie	Assistant Director IIB	16	4	4,013.60	2,127.21	6,140.81
20	1505913	Alexandra Cruckshank	Assistant Director IIB	16	4	4,013.60	2,127.21	6,140.81
21	1505535	Kenneth Kwabena Gyedu	Assistant Director IIB	16	4	4,013.60	2,127.21	6,140.81
22	1506855	Nancy Afumwah Mante	Assistant Director IIB	16	4	4,013.60	2,127.21	6,140.81
23	1511071	Susana Gbelenfo Naa Amakai	Assistant Director IIB	16	4	4,013.60	2,127.21	6,140.81
24	1533015	Stephen Mawuli Diaba	Assistant Director IIB	16	4	4,013.60	2,127.21	6,140.81
25	1562370	Esther Majambe Ndeyebnam	Asst. Procurement Officer	16	4	4,013.60	2,127.21	6,140.81
26	1506420	Nana Kwasi Afrani Nyarko	Asst. Budget Analyst	16	4	4,013.60	2,127.21	6,140.81
27	1529446	Samuel Sakyi	Assistant Internal Auditor	16	4	4,013.60	2,127.21	6,140.81
28	1505240	Richard Osei	Assistant Internal Auditor	16	4	4,013.60	2,127.21	6,140.81



COMPENSATION OF EMPLOYEE – GOG FORM

SN	STAFF ID	NAME	GRADE	SSSS Level	SSSS Step	Monthly Basic Salary (GH¢)	Allowances GMA(20%) IP(15) ISA(18) (GH¢)	Monthly Consolidated Salary (GH¢)
CENTRAL ADMINISTRATION								
29	1539258	Collins Poku-Abankwah	Asst. Deve. Planning Officer	16	3	3,948.76	2,092.84	6,041.60
30	1556583	Collins Afitie	Asst. Deve. Planning Officer	16	3	3,948.76	2,092.84	6,041.60
31	843585	Augustina Lamptey	Assistant Director IIB	16	2	3,880.53	2,056.68	5,937.22
32	1347533	Ebenezer Nii Akwei Allotey	Budget Officer	16	2	3,880.53	2,056.68	5,937.22
33	1639622	Mohammed Awal Khalid	Assistant Director IIB	16	1	3,815.67	2,022.31	5,837.98
34	1607753	Nicholas Kwame Vifah	Assistant Internal Auditor	16	1	3,815.67	2,022.31	5,837.98
35	1339591	John Ntow	Budget Officer	16	1	3,815.67	2,022.31	5,837.98
36	1338780	Richard Obeng Anarfi	Asst. Budget Officer	15	6	3,689.18	1,955.26	5,644.44
37	1442000	Lewis Azuwine Adongo	Senior Executive Officer	15	5	3,627.51	1,922.58	5,550.09
38	1439939	Bridget Fafanyo Chidi	Asst. Budget Officer	15	5	3,627.51	1,922.58	5,550.09
39	1505294	Strigna Bosu Mensah	Senior Executive Officer	15	4	3,566.87	1,890.44	5,457.31
40	1525459	Jonathan Selorm Nyamede	Senior Computer Operator	15	4	3,566.87	1,890.44	5,457.31
41	925072	Memuna Abdullah	Stenographer GD I	15	3	3,567.25	1,890.64	5,457.89



COMPENSATION OF EMPLOYEE – GOG FORM

SN	STAFF ID	NAME	GRADE	SSSS Level	SSSS Step	Monthly Basic Salary (GH¢)	Allowances GMA(20%) IP(15) ISA(18) (GH¢)	Monthly Consolidated Salary (GH¢)
CENTRAL ADMINISTRATION								
42	667514	Grace Ampofowah	Revenue Superint(Insp)	15	2	3,448.62	1,827.77	5,276.39
43	1611363	Bernard Baisie Bentil	Assistant Internal Auditor Trainee	15	2	3,448.62	1,827.77	5,276.39
44	784755	Kwame Adjetey	Driver/Yard Foreman	14	5	3,223.75	1,708.59	4,932.34
45	704522	Theresa Akosua Yirenkyiwa	Revenue Inspector	11	11	2,503.50	1,326.85	3,830.35
46	843912	Vivian Osaebia Addrah	Revenue Inspector	11	9	2,420.75	1,283.00	3,703.75
47	925076	Alex Obeng	Revenue Inspector	11	7	2,340.26	1,240.34	3,580.59
48	1539251	Burns Addo Asiedu	Executive Officer	11	3	2,187.66	1,159.46	3,347.12
49	695351	Alhaji Tijani Rashid	Driver I	10	2	1,911.67	1,013.18	2,924.85
50	1539206	Michael Kwame Awuku	Assistant Security Guard	10	1	1,879.71	996.25	2,875.96
51	95698	Benjamin Ampofo Larbi	Revenue Collector	9	11	1,977.22	1,047.92	3,025.14
52	925077	Aaron Aboagye-Awuku	Driver II	9	4	1,757.14	931.29	2,688.43
53	1290823	Joseph Ntiamoah	Driver II	9	3	1,727.77	915.72	2,643.49
54	925063	Joseph Ayetey Tekpe	Driver II	9	2	1,698.89	900.41	2,599.30



COMPENSATION OF EMPLOYEE – GOG FORM

SN	STAFF ID	NAME	GRADE	SSSS Level	SSSS Step	Monthly Basic Salary (GH¢)	Allowances GMA(20%) IP(15) ISA(18) (GH¢)	Monthly Consolidated Salary (GH¢)
CENTRAL ADMINISTRATION								
55	1539229	Felix Okwabi Antwi	Driver Grade III	8	2	1,509.80	800.19	2,309.99
56	1539091	Daniel Odartey Lamptey	Driver Grade III	8	2	1,509.80	800.19	2,309.99
57	925070	Regina Tetteh	Headman Labourer	8	1	1,484.56	786.82	2,271.38
		TOTAL				209,102.58	110,824.37	319,926.94
HUMAN RESOURCE DEPARTMENT								
1	1192519	Amina Amadu	Asst. Human Res. Manager	16	6	4,098.72	2,172.32	6,271.04
2	1501375	Enoch Aboah Larbi	Asst. Human Res. Manager	16	4	4,013.60	2,127.21	6,140.81
		TOTAL				8,112.32	4,299.53	12,411.85
STATISTICS DEPARTMENT								
1	1505200	Justice Marfoh	Asst Statistician	16	4	4,013.60	2,127.21	6,140.81
		TOTAL				4,013.60	2,127.21	6,140.81



COMPENSATION OF EMPLOYEE – GOG FORM

SN	STAFF ID	NAME	GRADE	SSSS Level	SSSS Step	Monthly Basic Salary (GH¢)	Allowances GMA(20%) IP(15) ISA(18) (GH¢)	Monthly Consolidated Salary (GH¢)
		SOCIAL WELFARE AND COMMUNITY DEVELOPMENT						
1	884130	Francis Adjartey	Senior Social Development Officer	19	6	5,528.82	2,930.27	8,459.09
2	922551	Samuel Kofi Odame	Senior Social Development Officer	19	5	5,436.40	2,881.29	8,317.69
3	921634	Francisca Ottison Mills	Senior Social Development Officer	19	5	5,436.40	2,881.29	8,317.69
4	915005	Maclean Gbati	Senior Social Development Officer	19	3	5,256.17	2,785.77	8,041.94
5	531072	Thane Anafo	Chief Social Development Assistant	19	3	5,256.17	2,785.77	8,041.94
6	922401	Anastasia Owusu-Ansah	Social Development Officer	18	9	5,345.52	2,833.13	8,178.65
7	921303	Yvette Aboabea Ayisi-Tete	Social Development Officer	18	9	5,345.52	2,833.13	8,178.65
8	914773	Barbara Baaba Sarpong	Principal Social Development Assistant	18	2	4,750.55	2,517.79	7,268.34
9	928389	Lucy Asantewaa Twum	Principal Social Development Assistant	18	1	4,671.14	2,475.70	7,146.84



COMPENSATION OF EMPLOYEE – GOG FORM

SN	STAFF ID	NAME	GRADE	SSSS Level	SSSS Step	Monthly Basic Salary (GH¢)	Allowances GMA(20%) IP(15) ISA(18) (GH¢)	Monthly Consolidated Salary (GH¢)
SOCIAL WELFARE AND COMMUNITY DEVELOPMENT DEPARTMENT								
10	927953	Dorothy Odarkor Cruickshank	Senior Social Development Assistant	16	6	4,098.72	2,172.32	6,271.04
11	1589365	Sylvia Ama Moro	Senior Social Development Assistant	16	3	3,948.76	2,092.84	6,041.60
		TOTAL				55,074.16	29,189.30	84,263.46
ENVIRONMENTAL HEALTH DEPARTMENT								
1	630236	Dilys Turkson	Chief Environmental Health Assit.	17	9	4,913.44	2,604.12	7,517.56
2	631897	Godfred Nyarko	Chief Environmental Health Assit.	17	3	4,440.79	2,353.62	6,794.40
3	8245	Godsway Attia	Chief Environmental Health Officer	16	11	4,516.28	2,393.63	6,909.91
4	1556775	Irene Victoria Affran	Asst. Public Health Engineer	16	3	3,948.76	2,092.84	6,041.60
5	685164	Martina Anane Tiwaa	Assit. Chief Environmental Health Asst	16	3	3,948.76	2,092.84	6,041.60



COMPENSATION OF EMPLOYEE – GOG FORM

SN	STAFF ID	NAME	GRADE	SSSS Level	SSSS Step	Monthly Basic Salary (GH¢)	Allowances GMA(20%) IP(15) ISA(18) (GH¢)	Monthly Consolidated Salary (GH¢)
ENVIRONMENTAL HEALTH DEPARTMENT								
6	774528	Miriam Koney	Asst. Public Health Engineer	16	1	3,815.67	2,022.31	5,837.98
7	718437	Lydia Asare	Prin. Environmental Health Asst	15	6	3,689.18	1,955.26	5,644.44
8	849452	Patrick Kyei Arhin	Senior Environmental Health Asst	13	7	2,963.17	1,570.48	4,533.65
9	979075	Kolog Godfred Meingbil	Senior Environmental Health Asst	13	7	2,963.17	1,570.48	4,533.65
10	859760	Michael Addae	Senior Environmental Health Asst	13	6	2,913.64	1,544.23	4,457.87
11	978311	Nonme Moses	Senior Environmental Health Asst	13	5	2,864.94	1,518.42	4,383.35
TOTAL						40,977.79	21,718.23	62,696.01
BIRTH AND DEATH REGISTRY								
1	1338780	Eric Obeng	Assistant Birth and Death Registration Officer	16	5	4,081.83	2,163.37	6,245.20
TOTAL						4,081.83	2,163.37	6,245.20



COMPENSATION OF EMPLOYEE – GOG FORM

SN	STAFF ID	NAME	GRADE	SSSS Level	SSSS Step	Monthly Basic Salary (GH¢)	Allowances GMA(20%) IP(15) ISA(18) (GH¢)	Monthly Consolidated Salary (GH¢)
PHYSICAL PLANNING DEPARTMENT								
1	1469954	Bernard Donkoh	Assistant Planning Officer	16	5	4,081.83	2,163.37	6,245.20
2	839460	Takyi Isaac Kwabena	Senior Technical Officer	15	7	3,751.89	1,988.50	5,740.39
TOTAL						7,833.72	4,151.87	11,985.59
WORKS DEPARTMENT								
1	1550895	Raphael Anokye Barimah	Assistant. Engineer	16	3	3,948.76	2,092.84	6,041.60
2	1562907	Evans Tettey Angmor	Assistant. Engineer	16	3	3,948.76	2,092.84	6,041.60
3	1539254	Samuel Teye	Technician Engineer	15	3	3,567.25	1,890.64	5,457.89
4	1565238	Alex Asilevi	Technician Engineer	15	3	3,567.25	1,890.64	5,457.89
TOTAL						15,032.01	7,966.97	22,998.98



COMPENSATION OF EMPLOYEES – GOG FORM

SN	STAFF ID	NAME	GRADE	SSSS Level	SSSS Step	Monthly Basic Salary (GH¢)	Allowances GMA(20%) IP(15) ISA(18) (GH¢)	Monthly Consolidated Salary (GH¢)
AGRICULTURAL DEPARTMENT								
1	103621	Clifford John Asare	Asst. Director/Prin Agricultural Officer	21	8	7,877.21	4,174.92	12,052.12
2	60646	Seth Kudiabor	Chief Technical Officer	19	9	5,815.61	3,082.27	8,897.88
3	63494	Jivraj Kwadzo Baku	Chief Technical Officer	19	4	5,345.52	2,833.13	8,178.65
4	140941	Michael Attitsogbe	Senior Agric Officer	19	2	5,168.31	2,739.20	7,907.51
5	1309423	Bernard Teye Larweh	Agric Officer	18	1	4,671.14	2,475.70	7,146.84
6	763760	Daniel Kofi Obese	Assistant Agric Officer	16	11	4,516.28	2,393.63	6,909.91
7	516483	Kwame Ameyaw Darko	Prin.Technical Officer	16	11	4,516.28	2,393.63	6,909.91
8	768246	Josephine Kwarteng	Senior Technical Asst.	12	11	2,821.85	1,495.58	4,317.42
9	814801	Daniel Okraku	Heavy Duty Driver	12	2	2,420.50	1,282.87	3,703.37
TOTAL						43,152.68	22,870.92	66,023.61
GRAND TOTAL						387,380.69	205,311.76	592,692.45
ERIC KOBINA WOODE			ENOCH ABOAH LARBI			SIIBU IMORO BRAIMAH		
HEAD OF BUDGET			HEAD OF HR			AG. COORD. DIRECTOR		



COMPENSATION OF EMPLOYEE – STAFF PAID WITH IGF

SN	STAFF ID	NAME	DATE OF EMPLOYMENT	Monthly Basic Salary (GH¢)	Allowances GMA(20%) IP(15) ISA(18) (GH¢)	Monthly Consolidated Salary (GH¢)
CENTRAL ADMINISTRATION						
1	AyDA.002	Rosina Eshun	13/10/2017	Radio Operator	1,273.30	1,273.30
2	AyDA.008	Diana Gbeley	2/11/2020	Secretary	1,273.30	1,273.30
3	AyDA.013	Irene Mawutor Vule	1/9/2022	Receptionist	1,014.56	1,014.56
4	AyDA.009	Clement Ansah	1/4/2025	Office Assistant	797.15	797.15
5	AyDA.017	Emmanuel Nyarko	1/4/2025	Office Assistant	797.15	797.15
6	AyDA.001	Benjamin Anum Mensah	7/11/2016	Day Security	686.00	686.00
7	AyDA.004	Adu Prempeh	2/4/2018	Night Security	686.60	686.60
8	AyDA.005	Salifu Zakaria Mahama	1/9/2018	Night Security	686.60	686.60
9	AyDA.006	Gorden Dassah	1/8/2018	Night Security	686.60	686.60
10	AyDA.014	Isaac Akonnor	1/3/2023	Day Security	686.60	686.60
11	AyDA.015	Emmanuel Mensah	05/05/2025	Night Security	700.00	700.00



COMPENSATION OF EMPLOYEE – STAFF PAID WITH IGF

SN	STAFF ID	NAME	DATE OF EMPLOYMENT	Monthly Basic Salary (GH¢)	Allowances GMA(20%) IP(15) ISA(18) (GH¢)	Monthly Consolidated Salary (GH¢)
CENTRAL ADMINISTRATION						
12	AyDA.016	Hayford Mensah	1/4/2025	Night Security-Warehouse	686.60	686.60
13	AyDA.017	Obed Mensah	1/6/2025	Night Security-Warehouse	1200	1200.00
		Sub-Total			11,174.46	11,174.46
ENVIRONMENTAL HEALTH DEPARTMENT						
1	AyDA.003	Dorcas Offei	1/1/2017	Cleaner	686.60	686.60
2	AyDA.007	Kwabena Amuzu	1/8/2019	Labourer	686.60	686.60
3	AyDA.010	Hannah Yeboah	11/7/2022	Cleaner	686.60	686.60
4	AyDA.011	Sandra Agyeibea	1/7/2022	Cleaner	686.60	686.60
5	AyDA.012	Matheo Kwame Hodor	14/03/2022	Labourer	686.60	686.60
		Sub-Total			3,433.00	3,433.00
		Total			13,394.06	13,394.06



COE – GOG STAFFS DUE FOR PROMOTION 2026

SN	STAFF ID	NAME	GRADE	Consolidate d Monthly Salary (GH¢)	NEW GRADE (If Promoted)	New Basic Salary (GH¢)	New Consolidated Monthly Basic Salary (GH¢)	Monthly Basic Salary (GH¢)	Monthly Salary Difference (GH¢)	Annual Salary Difference (GH¢)
1	701702	Siibu Imoro Braimah	Deputy Director	11,457.79	Director	9,167.67	13,293.12	22,460.78	11,003.00	132,035.95
2	916478	Eric Amankwa	Assistant Director I	8,459.09	Deputy Director	7,119.42	3,773.29	10,892.71	2,433.62	29,203.42
3	922380	Eric Kobina Woode	Senior Budget Analyst	8,041.94	Principal Budg et Analyst	7,000.42	3,710.22	10,710.64	2,668.70	32,024.40
4	711750	Henry Oduro Bioh	Asst. Budget Analyst	6,245.20	Budget Analyst	4,671.17	2,475.72	7,146.89	901.69	10,820.22
5	1451645	Ato Agyefi Ampontseng	Assistant Programmer	6,245.20	Programmer	4,671.17	2,475.72	7,146.89	901.69	10,820.22
6	1446150	Selassie Cherlyn Ameko	Asst Dev. Planning Officer	6,245.20	Dev. Planning Officer	4,671.17	2,475.72	7,146.89	901.69	10,820.22
7	1427478	Reuben Armah	Assistant Internal Auditor	6,245.20	Internal Auditor	4,671.17	2,475.72	7,146.89	901.69	10,820.22
8	1499824	Olivia Mawuktor Mishiame	Assistant Director IIB	6,140.81	Assistant Director IIA	4,671.17	2,475.72	7,146.89	1,006.08	12,072.94
9	1505913	Alexandra Cruckshank	Assistant Director IIB	6,140.81	Assistant Director IIA	4,671.17	2,475.72	7,146.89	1,006.08	12,072.94
10	1505535	Kenneth Kwabena Gyedu	Assistant Director IIB	6,140.81	Assistant Director IIA	4,671.17	2,475.72	7,146.89	1,006.08	12,072.94
11	1506855	Nancy Afumwah Mante	Assistant Director IIB	6,140.81	Assistant Director IIA	4,671.17	2,475.72	7,146.89	1,006.08	12,072.94



COE – GOG STAFFS DUE FOR PROMOTION 2026

SN	STAFF ID	NAME	GRADE	Consolidate d Monthly Salary (GH¢)	NEW GRADE (If Promoted)	New Basic Salary (GH¢)	New Consolidated Monthly Basic Salary (GH¢)	Monthly Basic Salary (GH¢)	Monthly Salary Difference (GH¢)	Annual Salary Difference (GH¢)
12	1511071	Susana Gbelenfo Naa Amakai	Assistant Director IIB	6,140.81	Assistant Director IIA	4,671.17	2,475.72	7,146.89	1,006.08	12,072.94
13	1533015	Stephen Mawuli Diaba	Assistant Director IIB	6,140.81	Assistant Director IIA	4,671.17	2,475.72	7,146.89	1,006.08	12,072.94
14	1442000	Lewis Azuwine Adongo	Senior Executive Officer	6,140.81	Executive Officer	4,671.17	2,475.72	7,146.89	1,006.08	12,072.94
15	1505294	Strigna Bosu Mensah	Senior Executive Officer	5,550.09	Executive Officer	3,815.67	2,022.30	5,837.97	287.88	3,454.56
16	1192519	Amina Amadu	Asst. Human Res. Manager	5,457.31	Human Res. Manager	3,815.67	2,022.30	5,837.97	380.66	4,567.92
17	1501375	Enoch Aboah Larbi	Asst. Human Res. Manager	6,271.04	Human Res. Manager	4,750.58	2,517.81	7,268.39	997.35	11,968.23
18	1505200	Justice Marfoh	Asst Statistician	6,140.81	Statistician	4,671.17	2,475.72	7,146.89	1,006.08	12,072.90
19	884130	Francis Adjartey	Snr Social Dev'p Officer	6,140.81	Prin. Social Dev'p Officer	4,671.17	2,475.72	7,146.89	1,006.08	12,072.90
20	922551	Samuel Kofi Odame	Snr Social Dev'p Officer	8,459.09	Prin. Social Dev'p Officer	7,000.42	3,710.22	10,710.64	2,251.55	27,018.58
21	921634	Francisca Ottison Mills	Snr Social Dev'p Officer	8,317.69	Prin. Social Dev'p Officer	7,000.42	3,710.22	10,710.64	2,392.95	28,715.39
22	922401	Anastasia Owusu- Ansah	Snr Social Dev'p Officer	8,317.69	Prin. Social Dev'p Officer	7,000.42	3,710.22	10,710.64	2,392.95	28,715.39



COE – GOG STAFFS DUE FOR PROMOTION 2026

SN	STAFF ID	NAME	GRADE	Consolidate d Monthly Salary (GH¢)	NEW GRADE (If Promoted)	New Basic Salary (GH¢)	New Consolidated Monthly Basic Salary (GH¢)	Monthly Basic Salary (GH¢)	Monthly Salary Difference (GH¢)	Annual Salary Difference (GH¢)
23	921303	Yvette Aboabea Ayisi-Tete	Social Dev’p Officer	8,178.65	Snr Social Dev’p Officer	5,436.42	2,881.30	8,317.72	139.07	1,668.80
24	927953	Dorothy Odarkor Cruickshank	Snr Social Dev’p Assistant	6,271.04	Prin Social Dev’p Assistant	4,671.17	2,475.72	7,146.89	875.85	10,510.14
25	839460	Takyi Isaac Kwabena	Senior Technical Officer	5,740.39	Principal Technical Officer	3,880.50	2,056.67	5,937.17	196.78	2,361.30
26	1439939	Bridget Fafanyo Chidi	Asst. Budget Officer	5,550.09	Budget Officer	3,880.50	2,056.67	5,937.17	387.08	4,644.90
27	703565	Edward Donkor	Asst. Procurement Officer	6,245.20	Procurement Officer	4,671.17	2,475.72	7,146.89	901.69	10,820.22
28	774528	Miriam Koney	Asst. Public Health Engineer	5,837.98	Public Health Engineer	4,671.17	2,475.72	7,146.89	1,308.91	15,706.86
29	1469954	Bernard Donkoh	Assistant Planning Officer	6,245.20	Planning Officer	4,671.17	2,475.72	7,146.89	901.69	10,820.28
		ERIC KOBINA WOODE		ENOCH ABOAH LARBI		SIIBU IMORO BRAIMAH				
		HEAD OF BUDGET		HEAD OF HR		AG. COORD. DIRECTOR				



COE – RETIREES FOR 2026

SN	STAFF ID	NAME	CURRENT GRADE	Monthly Basic Salary (GH¢)	Allowances GMA(20%) IP(15) ISA(18) (GH¢)	Monthly Consolidated Salary (GH¢)	Date of Exit
CENTRAL ADMINISTRATION							
1	667514	Grace Ampofowah	Revenue Superint(Insp)	3,448.62	1,827.77	5,276.39	27/07/2026
2	695351	Alhaji Tijani Rashid	Driver I	1,911.67	1,013.18	2,924.85	30/06/2026
		Sub-Total		5,360.29	2,840.95	8,201.24	
AGRICULTURAL DEPARTMENT							
1	103621	Clifford John Asare	Asst. Director/Prin Agricultural Officer	7,877.21	4,174.92	12,052.12	15/01/2026
		Sub-Total		7,877.21	4,174.92	12,052.12	
		Total		13,237.49	7,015.87	20,253.36	
		NAME OF HR MANAGER	ENOCH ABOAH LARBI				
		DATE SIGNED	13TH OCTOBER, 2025				

